

Device Option 1 – iPad or iPad Mini

Please Note: Android tablets are not compatible with the Department's internet settings so please avoid these devices.

Essential iPad apps required for BYOD

G Suite Apps - Free



Google drive, Google docs, Google sheets, Google drive, Google classroom, Google Keep

Microsoft 365 Apps - free



Microsoft OneDrive, Word, PowerPoint, Excel, Sway, Teams

Internet Browser: Google Chrome - Free



The most effective internet browser for school BYOD. Please download this app.

An interactive whiteboard app

Suggestion:

Explain Everything EDU \$



An interactive whiteboard app enables students to communicate their learning verbally and visually. There are many free whiteboard apps available. If you choose to download a different app please ensure that its features include tools to:

- Draw, add text and saved images
- voice record

Recommended: option of multiple pages and the ability to export as a movie file.

Please ensure that if you purchase Explain Everything instead of the free trial version as it will expire.

Learning Journal: SeeSaw - Free



Student digital portfolio to share learning with the class.

Movie and Image Editing and Animation apps

iMovie – free



Do Ink Green Screen - \$



PicCollage and /or CANVA – free



Having a variety of these apps allows students to:

- Edit photos and videos
- Create videos with a variety of backdrops
- Create collages of photos taken to showcase their work
- Create digital posters, infographics

Optional
Create digital animations to share stories and information with an animation app. We recommend the 'Animation & Drawing By Do Ink' app

Visual Arts Sketching app

There are a variety of free apps available for download. Look for an app that allow for a variety of pencils, paint brushes, pastels and markers.

Coding, Robotics and STEM Apps

Dash & Dot – Blockly app



WeDo 2.0



Minecraft EDU



The robotics apps are compatible with the following robotics kits available at the school:
Dash & Dot
WeDo

iTunes Family Sharing







Family Sharing makes it easy for up to six family members to share iTunes, iBooks and App Store purchases; an Apple Music family plan; and now an iCloud storage plan. TIP: if you **use iCloud family sharing for apple purchases** turn off photo sharing on student devices

Device Option 2 - Devices with Windows Operating System Laptop/Netbook/Notebook/Windows Tablet

Please Note: Android tablets are not compatible with the Department's internet settings so please avoid these devices.

Essential software/apps required for BYOD

<p>Internet Browser: Google Chrome - Free</p> 	The most effective <u>internet browser</u> for school BYOD.
<p>Microsoft Whiteboard (Windows 10 or later)</p> 	Or an alternative whiteboard app where students can draw and add photos to share their learning
<p>Movie and Image Editing and Animation apps</p> <p>Movie Maker - free</p>  <p>Voice Recorder</p> 	Or alternative movie editing software Or an alternative voice recorder

All NSW Department of Education school students are eligible to download free Windows 10 and Microsoft Office software and discounted licences for Adobe and other software and onto personally owned devices from this website:
<https://nsw-students.onthehub.com/WebStore/Welcome.aspx>

Students will need to use their @education.nsw.gov.au student email address to register on their first visit. There is an extensive FAQ on this website that will answer some of your questions and also instructions.

Students will also be able to access apps only available to the iPad straight from their internet browser. Teachers will show students how to access the following applications through their student portal during class time so there is no need to install the following:

G Suite Apps - Free



Google drive, Google docs, Google sheets, Google drive, Google classroom, Google Keep

Coding, Robotics and STEM Apps

Scratch - Coding



Minecraft EDU – STEM based activities

