






Stage 1 - Overview for teaching online


Week 2

You will need access to a digital device and help from a parent/carer to complete the following activities.







	Monday	Tuesday	Wednesday	Thursday	Friday
Theme: SPACE	Mr Wright	Miss Remy	WellBeing Wednesday Mrs Davies	Mrs Gould	Mrs Cameron
Morning	<p>English Reading (shared text) - Give me Some Space. Watch this YouTube clip. https://www.youtube.com/watch?v=VeCxxMZjIFo</p> <p>Writing - If I were an Astronaut. After listening to our book and watching some of the clips provided, I want you to imagine that you are an astronaut and tell me about your experience. This could be about what you see or the</p>	<p>English Listen to the story "Rocket Says Look Up!" by Nathan Bryon. https://www.youtube.com/watch?v=-qOISUyuee8</p> <p>Comprehension After listening to the story, answer the comprehension questions on the Google Forms. (also available as pdf)</p> <p>Venn Diagram Think about the ways that Rocket and you are alike and different. Are you both adventurous?</p>	<p>GLOW AND GROW! Last week you wrote some learning and personal goals. Today we will discover the magical power of 'Yet'. The Power of Yet: If you can't do something, remind yourself that you can't do it *yet.* With more practice, you can do whatever you set your mind to. Believe in yourself: You are capable of hard things. Practice and always try again.</p> <p>English: Listen to the story The Magical Yet by Angela DiTerlizzi</p>	<p>English Listen to the story 'The Way Back Home' by Oliver Jeffers https://www.youtube.com/watch?v=xgGVJmPLNS4</p> <p>Writing Imagine you were stuck on the moon with an alien! What would you do? Do you think they would be friendly or mean? Write a paragraph using the writing prompt: If I was stuck on the moon with an alien...</p> <p>Extension:</p>	<p>English Listen to the story "Curiosity Mars Rover"  R is for Reading: Curi...</p> <p>Sing-a-long to "Planet Mars" Mars Planet Facts Song for Kids</p> <p>Writing Planet Mars Today we are taking a trip to outer-space to visit planet Mars. What do you already know about Mars? <i>Click on the links to research about this amazing planet.</i></p>

	<p>experience of taking off, straps on to the top of a rocket.</p> <p>Use your imagination or you can write about what you have noticed from the book or Youtubes.</p> <p>You could describe the amazing view you have of the whole world down below or your fear and excitement as you roar through the sky in your rocket... Have some fun with it!</p> <p>Spelling - Get someone to administer your pre-test. Remember to rewrite any of your mistakes 3 times correctly.</p>	<p>Or do you like keeping your feet on the ground instead of with your head in the clouds? Complete the Venn Diagram on your Google Classroom.</p> <p>Spelling Choose an activity from the spelling grid on Google Classroom, or use your words in silly sentences!</p> <p>Extra Activity! Find-a-word Complete the find-a-word on your Google Classroom with words from the book, 'Rocket Says Look Up!'</p>	<p> The Magical Yet. https://www.youtube.com/watch?v=0DmJumrvPeY</p> <p>The Power of Yet Worksheet - Write down (or draw) the things that you can do around the word yet and things you can't do .. yet inside the word.</p> <p>Movement and Motivation Break The power of Yet - Sesame Street Song.  Sesame Street: Jan... https://www.youtube.com/watch?v=XLeUvZvuvAs</p> <p>Responding: Write a diary entry A diary is a book where you can write about your day. It is meant to be a book just for you. You can be really honest! You can write how you feel and what you think about things that happen in your day. Write about how you</p>	<p>Create a comic strip (with speech bubbles/dialogue) illustrating the interactions between the boy and the alien.</p> <p>Create a sequel to the story. What would happen next? Would the boy and alien meet again?</p> <p>Spelling Write your words in alphabetical order.</p> <p>Optional Complete one of the spelling activity sheets</p> <p>Grammar Simple, compound and complex sentences.</p> <p>Watch the video/slideshow and choose an activity sheet to help you create some interesting compound or complex sentences.</p> <p>Fitness Stretch your body with</p>	<p><i>Record your notes on paper or on a google doc.</i></p> <p>Research Links:</p> <ol style="list-style-type: none"> All About Mars Planet Mars: Astronomy and Space for Kids MARS: THE RED PLANET LEARNING WITH SARAH Educational videos for Kids <p>You may need to watch the clips a few times, pausing when you need to take notes.</p> <p>Next: Create a simple Information Poster with the facts you have discovered about Mars. Include:</p> <ul style="list-style-type: none"> ● Introduction ● Appearance ● History ● Special Features ● Drawing or images <p>You can use Google Slides, or paper and upload. Make your Information Poster as colourful and creative as you like.</p>
--	--	--	---	---	--

	<p>Fitness - follow the instructions provided on the YouTube clip below for a mindfulness session.</p> <p>https://www.youtube.com/watch?v=mV9BBR1RoGg&t=129s</p>	<p>Fitness Follow along with the Go Noodle Dance! <i>Space Jam Dance Off</i> https://www.youtube.com/watch?v=35gPZ7nq0j ! Then choose your favourite Just Dance and dance with your sibling or family member.</p>	<p>feel about coming back to school. Remember to be honest! Write about what you are most looking forward to and perhaps something that you are not sure about. Try to include at least 3 ideas... and explain them! Read over what you have written and remind yourself of how much you glow and how much you can grow! Reading: Choose a book or article to read to someone. Before you read it to them, read it to yourself so that you know what it is about. Then give yourself some feedback. 2 GLOWS AND 1 GROW. - 2 compliments and one thing you would like to work on. Perhaps ask whoever you read to, to help you with this! Glow - recognising your strengths Grow - something to work on.</p>	<p><i>Cosmic Kids Yoga: Mike and Muttnik on the moon</i>  Mike and Muttnik o...</p>	<p>Extension: Write an explanation on how you would design a robot to send to Planet Mars. From your research, what would be some of the features and materials your robot would have. What would be some of the challenges with making your design? How would your robot land on Mars? How would your robot collect data?</p> <p>Include a design with labels of your robot.</p> <p>Present this in Google Slides or Doc.</p> <p>Spelling Spelling Post Test Ask a family member to test you on your spelling words. How did you go?</p> <p>MARS ROVER <i>Watch the story about the robots sent out to Mars:</i>  <i>The 2020 Mars Rover</i></p>
--	--	---	--	--	---

			<p>Spelling - Many people wanted to improve their spelling... so let's do it! This time you are the teacher! Ask someone to be the student. You are to say the word to them, use it in a sentence and then check their spelling. Give them feedback on how they went ... remember 2 glows and 1 grow!</p>		<p><i>Then, play the Mars Rover Game</i> - always wanted to cruise around on the surface of another planet? Well, you're in luck! In Explore Mars, https://spaceplace.nasa.gov/explore-mars/en/ you will be driving a rover on Mars and collecting information about Martian rocks.</p> <p>EXTENSION: Coding (Year 3 Level) Explore Mars with Scratch Student Project: Make a Moon or Mars Rover Game</p>
Break	Maths - Ms Bramford - Addition & Subtraction Warm up - Mrs Davies				
Middle	<p>Maths Year 1 - Maths Warm Up Addition Level 1 - Counting on Level 2 - Jump strategy Watch the video on Google Classroom (choose your level) and complete the activity sheets. If you can't print, write the number sentences neatly in your notebook.</p>	<p>Maths Year 1 - Maths Warm Up Subtraction Level 1 - Counting back Level 2 - Jump strategy Watch the video on Google Classrooms (start at Level 1 and move to Level 2 if ready to subtract 2-digit numbers). If you can't print, write the number sentences</p>	<p>Maths Year 1 - Learn to play Greedy Pigs by watching this clip:  Greedy Pig This dad has taught his daughter to play. You might already know this game and have different rules. That's ok, as long as you practise your addition today! Year 2 - Essential</p>	<p>Maths Year 1 - Maths Warm Up Addition Level 1 - Doubles and Near Doubles with craft option Level 2 - Split Strategy Watch the video on Google Classrooms (choose your level) and select from the activities posted for your level. Year 2 - Essential</p>	<p>Maths Year 1- Maths Warm Up Practise your addition and subtraction skills with this online drill. Select the level and type of question to suit your needs Daily 10 - Mental Maths Challenge Year 2 - Essential Assessment Log on to Essential</p>

	<p>You can also practise addition by rolling any number of dice and adding the numbers in your head.</p> <p>Year 2: Essential Assessment</p> <p>Log on to Essential Assessment: https://www.essentialassessment.com.au/</p> <p>Contact your class teacher for your username and password.</p> <p>Complete the Pre Test - Addition and Subtraction. This has been set for you.</p> <p><i>It is important that you complete this Pre test <u>without any assistance.</u></i></p> <p>Your results will determine future learning.</p>	<p>neatly in your notebook.</p> <p>Optional: Race from Space (attached to Google Classroom)</p> <p>Optional: Online Subtraction Games</p> <p>Year 2 - Essential Assessment</p> <p>Log on to Essential Assessment: https://www.essentialassessment.com.au/</p> <p>Go to 'My Numeracy' Number button - Click on the blue dots to access work at your level. This has been set according to your pre test. .</p> <p>You can also access SUNSET MATHS to practise number skills.</p>	<p>Assessment</p> <p>Log on to Essential Assessment: https://www.essentialassessment.com.au/</p> <p>Go to 'My Numeracy' Number button - Click on the blue dots to access work at your level. This has been set according to your pre test. .</p> <p>You can also access SUNSET MATHS to practise number skills.</p>	<p>Assessment</p> <p>Log on to Essential Assessment: https://www.essentialassessment.com.au/</p> <p>Go to 'My Numeracy' Number button - Click on the blue dots to access work at your level. This has been set according to your pre test. .</p> <p>You can also access SUNSET MATHS to practise number skills.</p>	<p>Assessment: https://www.essentialassessment.com.au/</p> <p>Today you will complete the post assessment that has been assigned for you.</p>
<p>Brain Break</p>					

<p>Afternoon</p>	<p>Solar System Art - create your own solar system artwork.</p> <p>The video provided uses pastels and black paper.</p> <p>Showcase to deep dark aspects of space and the brightness of the star and different colours of the planets.</p> <p>If you don't have these you can use whatever resources you do have.</p> <p>https://www.youtube.com/watch?v=7PC9wdRWXRQ</p>	<p>MUSIC</p> <p>Mrs Coleman's Google Classroom.</p> <p>Google Classroom code: mq7ueoi</p>	<p>PD/H/ PE</p> <p>Music has a way of making people feel something. Listen to this song and hopefully it makes you feel like moving (and that you can do anything!)</p> <p> Sesame Street: Br... https://www.youtube.com/watch?v=pWp6kkz-pnQ</p> <p>A few weeks ago we did the Beep test. Now, before you say you can't do it add the word YET!</p> <p>Find a space 20m long (20 giant steps will do) Play the beep test link and see how you go. https://www.youtube.com/watch?v=e0U_yQlTBks When you have finished, give yourself.... 2 glows and 1 grow</p>	<p>Art</p> <p>Create a new spaceship for the alien from the story.</p> <p>Label your design with each component.</p> <p>OR Design your own alien!</p> <p>Draw a picture, use recycled materials to make a model or have a go using plasticine or playdough.</p> <p>Take a photo and show us on your Google Classroom!</p>	<p>Sport</p> <p>Focus: Cardio Development - Healthy Hearts <i>What is Cardio Fitness and how can you improve your cardio?</i> <i>(click on links for more information)</i></p> <p> KSPS Fit Kids: ...</p> <p> The importance...</p> <p>On Wednesday you had a go doing the Beep Test. This <i>running test</i> helps to build your cardio - your physical stamina.</p> <p>Today you can choose to have another go doing the Beep Test to see if you can improve your score</p> <p> The Beep Test au... <i>(see links for tips to help improve your Beep Test score)</i></p> <p> Learn How to R...</p> <p> BEEP TEST TIPS</p>
-------------------------	---	---	---	--	--

					<p>OR</p> <p>Play a game of soccer, footy, basketball or a relay game with your family.</p> <p>LIBRARY Mrs Boarer's Google Classroom</p> <p>Google Classroom code: acvar6y</p>
--	--	--	--	--	--